

# PARKWAY ESTATES, LLC

## MARKET ANALYSIS JANUARY 2010



---

# **PARKWAY ESTATES, LLC**

**ST. PAUL, MN**

**MARKET RATE - 82 UNITS**



## **SECTION ONE**

..... **RENT COMPARISON ANALYSIS**

## **SECTION TWO**

..... **PROPERTY PHOTOS**

---

The information contained in this Report is strictly confidential. Vision Quest Property Management makes no warranties or representations with respect to the future financial performance of the investment or the valuation of the investment in the marketplace.


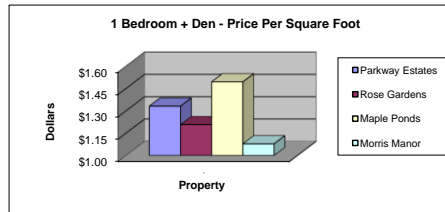
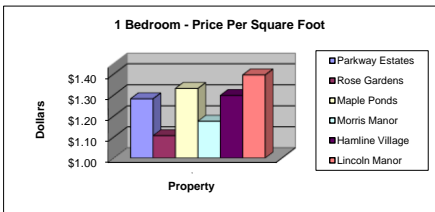
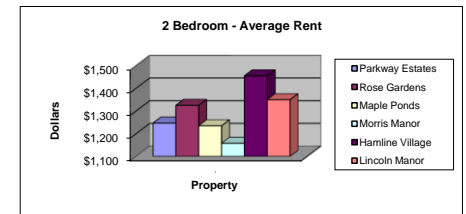
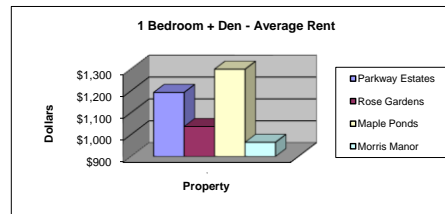
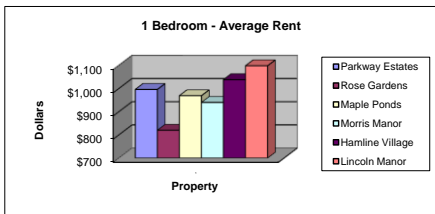
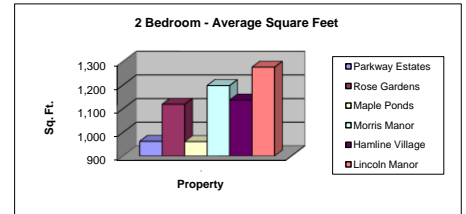
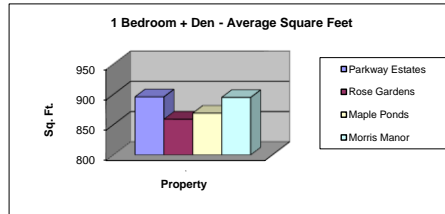
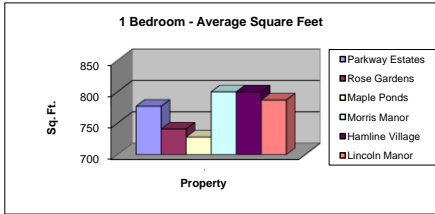


## MARKET ANALYSIS

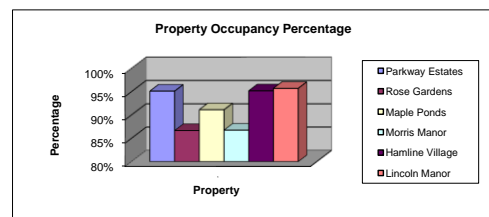
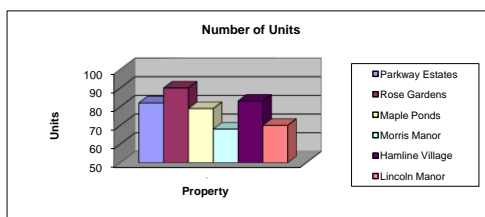
### PARKWAY ESTATES

Market Rate Senior Housing  
82 Units

	1 BED	AVE.	SQ. FT.	AVE.	\$ SQ. FT.	1 + DEN	AVE.	SQ. FT.	AVE.	\$ SQ. FT.	2 BED	AVE.	SQ. FT.	AVE.	\$ SQ. FT.
PARKWAY ESTATES	912 - 1,080	\$996	683 - 871	777	\$1.28	1,193	\$1,193	887 - 904	896	\$1.33	1,226 - 1,268	\$1,247	952 - 972	962	\$1.30
ROSE GARDENS	724 - 915	\$820	731 - 750	741	\$1.11	997 - 1,077	\$1,037	828 - 889	859	\$1.21	1,221 - 1,428	\$1,325	1,010 - 1,228	1,119	\$1.18
MAPLE PONDS	917 - 1,020	\$969	620 - 836	728	\$1.33	1,235 - 1,363	\$1,299	869	869	\$1.49	1,235	\$1,235	869 - 1,053	961	\$1.29
MORRIS MANOR	940	\$940	800	800	\$1.18	965	\$965	895	895	\$1.08	895 - 1,420	\$1,158	1,065 - 1,330	1,198	\$0.97
HAMLIN VILLAGE	875 - 1,200	\$1,038	700 - 900	800	\$1.30					N/A	1,225 - 1,685	\$1,455	1,000 - 1,273	1,137	\$1.28
LINCOLN MANOR	995 - 1,200	\$1,098	728 - 846	787	\$1.40					N/A	1,200 - 1,500	\$1,350	1,096 - 1,455	1,276	\$1.06



	Number of Units	Occupied	Vacant	Occupancy Percentage
PARKWAY ESTATES	82	78	4	95.1%
ROSE GARDENS	90	78	12	86.7%
MAPLE PONDS	79	72	7	91.1%
MORRIS MANOR	68	59	9	86.8%
HAMLIN VILLAGE	83	79	4	95.2%
LINCOLN MANOR	70	67	3	95.7%



The information contained in this report is strictly confidential. Vision Quest Property Management makes no warranties or representations with respect to the future financial performance of the investment or the valuation of the investment in the marketplace.

## **PARKWAY ESTATES**

**Parkway Estates**



**Rose Gardens**



**Maple Ponds**



**Morris Manor**



**Hamline Village**



**Lincoln Manor**



The information contained in this report is strictly confidential. Vision Quest Property Management makes no warranties or representations with respect to the future financial performance of the investment or the valuation of the investment in the marketplace.